



Student ID Card Issuance Guide For Foreign Students (2026-1 ERICA Campus)




INDEX

- 00. 26-1 Student ID Card Instructions
- 01. Mobile Student ID
- 02. Initial student ID Card Issuance
- 03. Re-issuance of Student ID Card

Student ID Card Pick-up Schedule for 26-1 Freshmen

Due to the high number of applications and issuances at the beginning of the semester, student ID cards will be distributed according to the schedule below. Please refer to page 5 for the student ID card application procedure.

Write an Issuance List	Available Pick-up Date
3/3(Tue) ~ 3/6(Fri)	3/17(Tue) ~
3/9(Mon) ~	3/23(Mon) ~
Write List & Pick-up Location	
Student Support Team/ Building 317 2F, Lecture room 205 (Back of the Pharmacy College building)	
	

- For applications submitted between 3/3(Mon)~3/20(Fri):
 If you **do not pick up your card by the end of the semester (26-1), your card will be discarded.**

In this case, a **re-issuance fee of 3,000KRW will be charged.**

- A valid ID(passport or alien registration card, etc.) is required when you picking up your student ID card.

- Please use the **mobile student ID(Hey-Young)** until you receive the Physical Student ID. Please refer to page 4 for mobile student ID application procedure.

※ You must issue a mobile student ID First to apply for a Physical Student ID!

3 2026 MARCH ※ <u>2 weeks after</u> the date of writing				
MON	TUE	WED	THU	FRI
2	3 Write List	4 Write List	5 Write List	6 Write List
9 Write List	10	11	12	13
16	17 Pick-up	18 Pick-up	19 Pick-up	20 Pick-up
23 Pick-up	24	25	26	27
30	31			

How to Write an Issuance List				
* Please apply for a student ID on the portal and write down your student number and name on the paper Come and get your student ID in 2 weeks.				
* 请在门户网站上申请学生证,并在纸上写下学生号码和名字。 二周后来领学生证吧。				
2026-1학기 학생증 발급 명단 / 2026-1 Semester Student Card Issuance List / 2026-1学期学生证发放名单				
학과/학부 (Department)	학번 (Student ID number)	생년월일 (Date of Birth) YYYY.MM.DD	한글이름 (Name in Korean)	영문이름 (Name in English)
1 기계공학과	2026XXXXXX	2005.01.01	김한양	Hanyang Kim
5				
★ Fill out your <u>Department(Korean), Student ID number, Date of Birth (YYYY.MM.DD), Name in Korean, Name in English</u> on the Issuance List paper. <u>If you don't fill it out or information is incorrect, you can't issue a student ID.</u>				

Instructions Regarding Student ID

Mobile Number Registration

Student ID issuance/reissuance notifications are sent via Hey-Young app.
Register your mobile number on the HY-in portal to receive them.

Linking Student ID card to Debit Card

If you wish to use your student ID as a debit card, please visit the **Shinhan Bank Hanyang University branch** (Building 102).

Facility Access Verification Method

For Facility access, you may use *either* the mobile student ID *or* the physical card — not both.
Set your preferred access method in your HY-in Portal. (Please refer to following page for the procedure)

1. Click 'Services' in your HY-in Portal

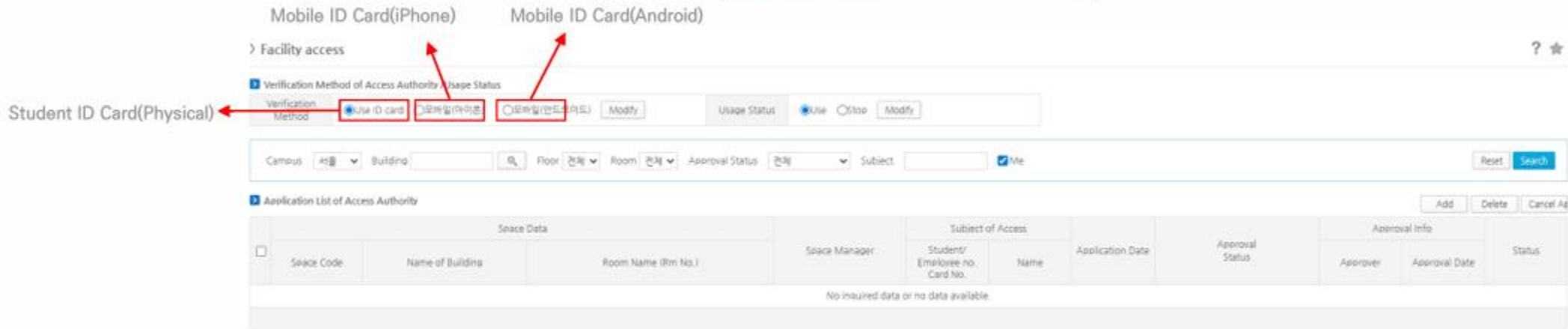


2. Click 'Facility access'



Scroll Right if you can't find the menu

3. Select Verification Method and Modify



1. Download Hey-young Campus App



Search 'Hey-young Campus' in your App Store and Download

2. Search 'Hanyang University'



Search '한양대학교(Hanyang University)'

3. Confirm



4. Login



Login with your Student Number And password in Your HY-in Portal

5. Agree to Terms and Conditions

회원가입

학교 포털과 동일하게 입력하고 학교인증을 눌러주세요

아이디 **Student ID No.**

비밀번호 **Password**

학교인증

모두 동의
서비스 이용을 위해 이의 약관에 모두 동의합니다

[필수] 서비스 이용약관 >

[필수] 개인정보 수집 - 이용 동의서 >

[선택] 개인(신용)정보 수집 - 이용 동의서 >

서비스 안내
 PUSH
 SMS

다음



6. Use it as Student ID Card

한양대학교

오버일 학생증 QR → NFC

MY메뉴

- 오늘의 메뉴
- 스마트 신청서
- 오늘의 뉴스
- 학생수업 시간표
- 수업일 재신청
- 교육과정 조회
- 공학기상상자확인
- 메시지 수신확인

오늘의 일정

2020년 1월

일	월	화	수	목	금	토
31	30	30	31	1	2	3
4	5	6	7	8	9	10

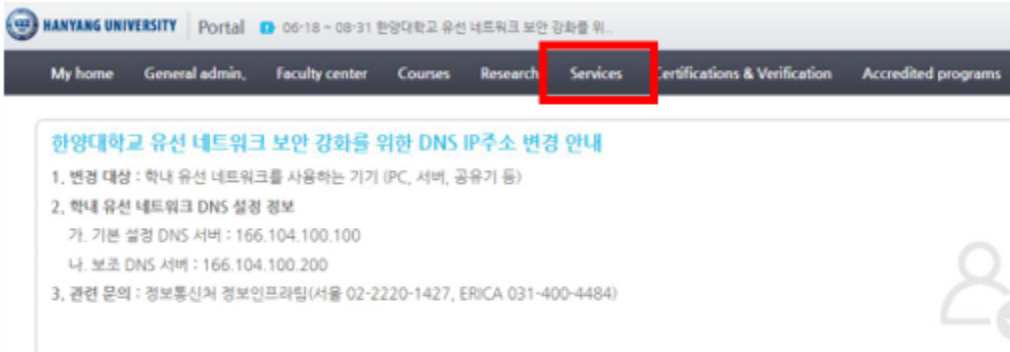
홈
 마이페이지
 공지사항
 고객센터

You can enter the library through QR or NFC

02 Initial Issuance of Student ID Card

HY-in Portal

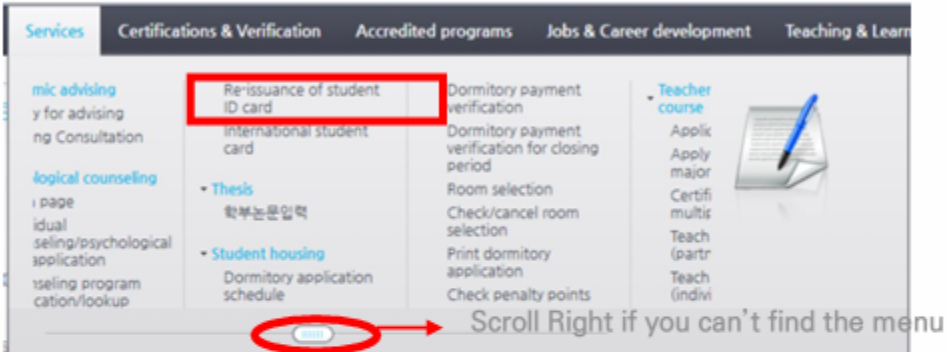
1. Click 'Services' in your HY-in Portal



3. Apply for Student ID Card(First Issuance)



2. Click 'Re-issuance of student ID card'



4. Check Your Application Detail Below

Date of Application

※ 학생증 신청내역 및 취소

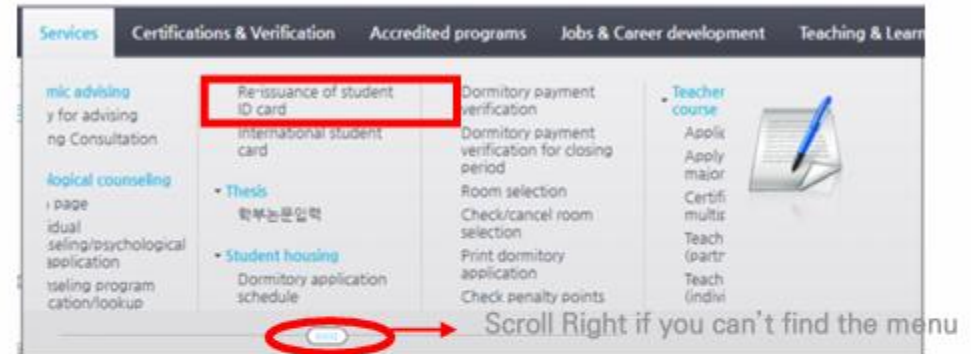
선택	신청일자	처리상태	발급일자	발급사유
	2025.01.31	발급완료	2025.02.10	본실발급
	2022.03.07	발급완료	2022.03.07	신입생(결수마감)

For student who are willing to apply Student ID card in March, Please check the student ID pickup schedule on page 1.

1. Click 'Services' in your HY-in Portal



2. Click 'Re-issuance of student ID card'



3-1. Re-issuance due to Lost ID card/Photo Update/ID Card Damage



After submitting your application, please deposit 3,000 KRW into the account below. And then send an email to the Student Support Team.

Deposit Account : (ERICA Campus) Shinhan Bank 100-029-940602 / Account Holder: 한양대학교(한양대학교)
(The depositor's name must be your full name)

Please capture a screenshot of the payment confirmation and email it to the Student Support Team.

Student Support Team Email(ERICA Campus): ericastu@hanyang.ac.kr
(The email subject line must include "Name + Department + Student ID Number")

In case of re-issuance due to **Photo Update/ID card Damage**,
You must return your existing student ID card to the Student Support Team for approval.

You will receive a notification through Hey-young App after approval
(Re-issuance location : Student Support Team)

3-2. Re-issuance Fee Exception

발급비용 : 무료 The reissuance fee will be waived for the following cases.

- ~~○학부내규(각과수강)~~
- ~~○신규발급(Foreign)~~
- 체크카드 유효기간 만료 Debit Card Validation Date Expired
- 전과 Transfer of Major
- 학과명칭변경 Change of Department Name
- 개명 Name Change
- 건물출입이상 Building Access Malfunction
- 재입학 Re-admission
- 기타 Other issues



If you are applying for a student ID reissuance for one of the above reasons,
You must return your existing student ID card to the Student Support Team for approval.

The Student Support Team staff will review the application and approve it as appropriate.

You will receive a notification through Hey-young App after approval
(Re-issuance location : Student Support Team)