


Exam-only Browser (TrustLock)

Guide for Students



2026.03
OFFICE OF ACADEMIC INNOVATION
EDUCATIONAL TECHNOLOGY &
INNOVATION TEAM

Tips

Tips

Business

Browser



1. Guide to the Online Exam



Please take **the exam using a computer.**

The exam-only browser (TrustLock) is available only in a PC environment (Windows and macOS). Students must not attempt to take the exam on tablets or mobile devices.



Please take the exam in a location with a **stable internet connection.**

As most exams are time-limited, an unstable internet environment may interfere with exam participation.

(Avoid locations with unstable connections, such as cafés, public transportation, or outdoor areas.)



Please ensure that the browser is installed and a test exam is conducted prior to the official exam.

By installing the exam-only browser (TrustLock) in advance, students can become familiar with the exam environment and check their PC and internet settings.

A preliminary test exam must be completed.

If a test exam is not available, please contact your instructor to request one.





2. Guidelines for Using the Exam-only Browser (TrustLock)

When taking a remote exam using the exam-only browser (TrustLock), you cannot use PC functions, including the taskbar.

① If you need to type answers in languages other than Korean/English, please change your PC input language before the exam.

* For example, if your PC's default input language is not Korean but you need to enter answers in Korean, you must change your input language to Korean before the exam.

Conversely, if your default input language is Korean but you need to enter answers in another language, you must switch your input language to that language before the exam.

② If your instructor assigns a file upload type exam, close the browser before submitting, prepare your file on your PC, then re-access the exam through the exam-only browser (TrustLock).

* If you have not submitted your answers, you can resume the exam within the allowed time. Your previous answers will be saved temporarily.

** For timed exams, the remaining time will not pause even if you close the browser. Make sure to reconnect and submit your answers within the given time.





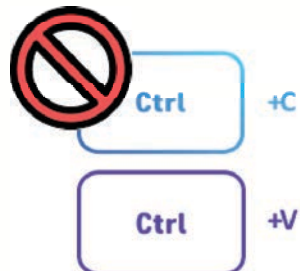
3. Key Features of the Exam-Only Browser



Browser Menu /
Toolbar Restrictions



Browser switching is not allowed



Restrictions on Copy and
Paste Shortcuts



Screen Capture and
Recording Prevention



Dual-Screen Restriction

| Category | Description |
|--------------------------|--|
| Execution Environment | Windows 10 or later, macOS (Silicon, Intel) supported |
| Exam Environment Control | Full-screen mode enabled at the start of the exam * Browser window maximized |
| | Dual monitors not allowed (single display only) |
| | Exam screen maintained as the topmost window |
| Function Control | Execution of other applications not allowed * The exam-only browser remains fixed as the topmost window during the exam |
| | Screen capture, recording, and printing not allowed |
| | Shortcut keys such as copy and paste not allowed |
| | Browser menus, tools, and options not accessible |
| | Right-click with the mouse not allowed |
| | New tab creation not allowed |



4. Using the Exam-only Browser (TrustLock)



STEP1. Identifying Exam Content

The screenshot displays a learning management system interface for 'HY-ON TEST_ENG'. The left sidebar contains a navigation menu with 'Weekly Learning' highlighted and a red circle with the number '1' next to it. The main content area shows a list of exams under 'Week 4'. Two exams are visible: '[Pre-TEST] Test Sample_unrelated with score' and '[Main Test] Midterm exam'. Both exams have a red label that says 'Exam Browser Required'. A red callout box highlights the '[Main Test] Midterm exam' entry, showing its details: Start February 9 at 1:00 PM - Due February 10 at 3:00 PM, 18 Questions, 22 Points, and the 'Exam Browser Required' label.

| Exam Title | Start Date/Time | Due Date/Time | Questions | Points | Browser Requirement |
|---|------------------------|-------------------------|-----------|--------|-----------------------|
| [Pre-TEST] Test Sample_unrelated with score | February 9 at 00:00 AM | February 10 at 11:59 PM | 22 | 58 | Exam Browser Required |
| [Main Test] Midterm exam | February 9 at 1:00 PM | February 10 at 3:00 PM | 18 | 22 | Exam Browser Required |

1. In the [Weekly Learning] section, exams that must be taken using the TrustLock Browser are displayed with a [Exam-Browser Required] label.

4. Using the Exam-only Browser (TrustLock)



STEP 1. Identifying Exam Content

HY-ON TEST_ENG > Quizzes > [Pre-TEST] Test Sample_unrelated with score

2026년 1학기

Home
People
Syllabus
Board
Weekly Learning
Assignments
Quizzes
Discussions
Lecture Resources
Lecture/Attendance
Offline Attendance
Total grade book
Grades

[Pre-TEST] Test Sample_unrelated with score

Due Feb 10 at 11:59pm Points 58 Questions 22 Available Feb 9 at 12am - Feb 10 at 11:59pm 2 days Time Limit 60 Minutes

Allowed Attempts Unlimited **Requires TrustLock Browser**

[Must Read] Required Preparations Before Online Exam

Exam-Specific Browser
(TrustLock Browser)

Required Install on Desktop

Windows Mac OS - Silicon Mac OS - Intel

To take the exam, you must install the "Exam-Specific Browser" of the latest version.

- After installing the program on your PC or Mac, launch the 'Exam-Specific Browser' found on the desktop.
- Through this browser, select your institution or site name, and then log in again to the LMS.

[For detailed instructions, click here >](#)

2. In the [Exams and Surveys] section, for exams that must be taken using the TrustLock Browser, detailed information can be checked at the top of the page after clicking the content.



4. Using the Exam-only Browser (TrustLock)



STEP2. Download the Exam-only Browser (TrustLock)

HY-ON TEST_ENG > Quizzes > [Pre-TEST] Test Sample_unrelated with score

2026년 1학기



- Home
- People
- Syllabus
- Board
- Weekly Learning
- Assignments
- Quizzes**
- Discussions
- Lecture Resources
- Lecture/Attendance
- Offline Attendance
- Total grade book
- Grades

[Pre-TEST] Test Sample_unrelated with score

Due Feb 10 at 11:59pm **Points** 58 **Questions** 22 **Available** Feb 9 at 12am - Feb 10 at 11:59pm 2 days **Time Limit** 60 Minutes

Allowed Attempts Unlimited Requires TrustLock Browser

[Must Read] Required Preparations Before Online Exam

Exam-Specific Browser
(TrustLock Browser)

Required [Install on Desktop](#)

[For detailed instructions, click here >](#)

To take the exam, you must install the "Exam-Specific Browser" of the latest version.

- After installing the program on your PC or Mac, launch the 'Exam-Specific Browser' found on the desktop.
- Through this browser, select your institution or site name, and then log in again to the LMS.

[Windows](#) [Mac OS - Silicon](#) [Mac OS - Intel](#)

1. Please download the exam-only browser (TrustLock).



4. Using the Exam-only Browser (TrustLock)



STEP 2. Download the Exam-only Browser (TrustLock)

TrustLock Browser Required

This quiz requires TrustLock Browser. Please launch TrustLock Browser to take this quiz or view your quiz results. If you have not already installed the browser, please download it from here: [\[Download TrustLock Browser\]](#)

Access via browsers other than the exam-only browser is not allowed.

HY-ON TEST_ENG > Quizzes > [Pre-TEST] Test Sample_unrelated with score

2026/1/17/


- Home
- People
- Syllabus
- Board
- Weekly Learning
- Assignments
- Quizzes
- Discussions
- Lecture Resources
- Lecture/Attendance
- Offline Attendance
- Total grade book
- Grades

[Pre-TEST] Test Sample_unrelated with score

Due Feb 10 at 11:59pm **Points** 54 **Questions** 18 **Available** Feb 9 at 12am - Feb 10 at 11:59pm 2 days **Time Limit** 60 Minutes

Allowed Attempts Unlimited Requires TrustLock Browser

[Must Read] Required Preparations Before Online Exam



Exam-Specific Browser (TrustLock Browser)

Required [Install on Desktop](#)

[Windows](#) [Mac OS - Silicon](#) [Mac OS - Intel](#)

To take the exam, you must install the "Exam-Specific Browser" of the latest version.

- After installing the program on your PC or Mac, launch the 'Exam-Specific Browser' found on the desktop.
- Through this browser, select your institution or site name, and then log in again to the LMS.

[For detailed instructions, click here >](#)



[Take the Quiz](#)

Access denied and exam-only browser installation message displayed.

2. You cannot take the quiz without using the exam-only browser (TrustLock).

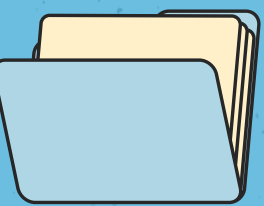
Chat

🔋 🔌 📶 🔍 TUE 3 MAR 11:20

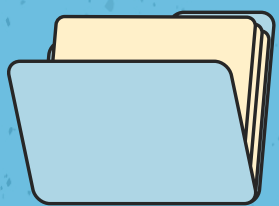


When taking a remote exam using the exam-only browser(TrustLock Browser), your PC must be connected to only one monitor. If two or more monitors are connected, please disconnect all monitors except one before starting the exam.

SEND



Test



Browser





4. Using the Exam-only Browser (TrustLock)



STEP3. Taking the Exam via the Exam-only Browser (TrustLock)



TrustLock Browser

시험 전용 브라우저

사이트 주소 또는 사이트명 입력

한양대학교

한양대학교(Hanyang University) 🖱️

1. Before starting the exam, launch the exam-only browser (TrustLock), search for and select Hanyang University, then access the LMS.



4. Using the Exam-only Browser (TrustLock)



STEP3. Taking the Exam via the Exam-only Browser (TrustLock)



HY-ON TEST_ENG > Quizzes > [Pre-TEST] Test Sample_unrelated with score

2026년 1학기

- Home
- People
- Syllabus
- Board
- Weekly Learning
- Assignments
- Quizzes**
- Discussions
- Lecture Resources
- Lecture/Attendance
- Offline Attendance
- Total grade book
- Grades

[Pre-TEST] Test Sample_unrelated with score

Due Feb 10 at 11:59pm Points 54 Questions 18
Available Feb 9 at 12am - Feb 10 at 11:59pm 2 days Time Limit 60 Minutes
Allowed Attempts Unlimited

Take the Quiz

문제 1 10점

소프트웨어 개발 생명주기(SDLC)의 전형적인 단계를 올바른 순서대로 나열한 것은 무엇입니까?

- 유지보수 → 구현 → 설계 → 분석 → 테스트
- 분석 → 설계 → 구현 → 테스트 → 유지보수
- 구현 → 분석 → 설계 → 테스트 → 유지보수
- 테스트 → 분석 → 설계 → 구현 → 유지보수

문제 2 20점

모델은 소프트웨어 개발 과정을 순차적인 단계로 나누며, 각 단계가 완료된 후 다음 단계로 진행되는 방식을 채택합니다. 이 모델은 '복조수'라고도 불리며, 계획성과 구조적 접근을 강조합니다.

2. Access the course, go to the [Weekly Learning] menu, click the exam content, and select [Take Quiz] to start the exam.